



**RESEARCH AND DEVELOPMENT
LABORATORY**


2020 Touhy Ave, Elk Grove Village, IL 60007
800.882.8012 | www.permatron.com

**ASHRAE Standard 52.2-2017 (M) Test Report
Initial Efficiency & Resistance**


Test Date: 04/13/21 **Test #** 1762

<u>Filter Data</u>		<u>Test Conditions</u>	
Manufacturer:	Permatron	Temperature:	66°
Filter:	117009 Media	Humidity:	45%
Description:	1" P-Flo	Test Aerosol:	KCl, Neutralized
Size:	24 x 24 x 1	Test Operator:	G. Barker
Media Area:	4 ft ²		
Adhesive:	No		

Upstream



Downstream



Test Results

Airflow Rate (FPM):	295		
Initial Resistance:	0.07" w.g.		
Initial Efficiency (0.3 - 1.0 microns):	1%	<i>PM 1_{52.2}</i>	0
Initial Efficiency (1.0 - 3.0 microns):	10%	<i>PM 2.5_{52.2}</i>	4
Initial Efficiency (3.0 - 10.0 microns):	28%	<i>PM 10_{52.2}</i>	13
Minimum Efficiency Reporting Value (MERV):	5		
<i>If Initial Data is Minimum</i>			

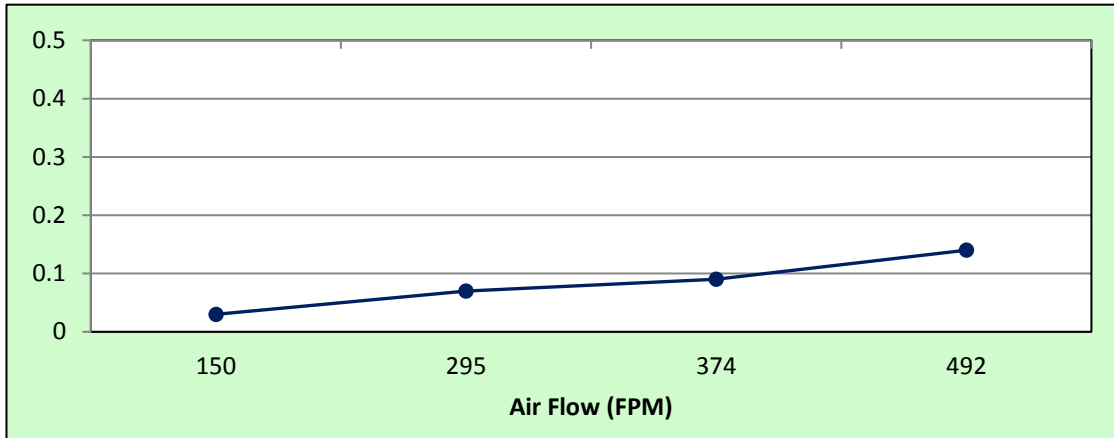
ASHRAE STANDARD 52.2-2017(M) TEST REPORT

TECHNICAL DATA

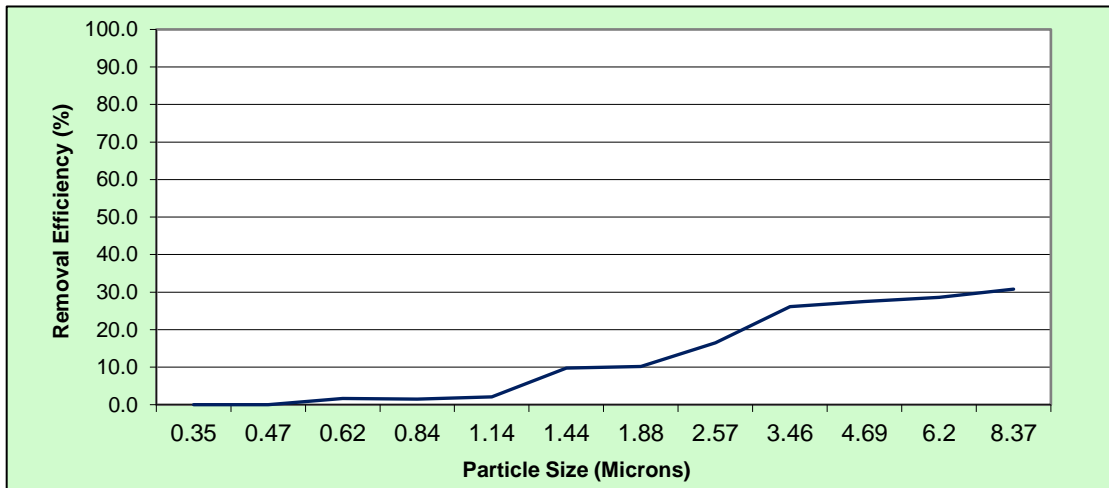
Test Date: 4/13/21

Test # 1762

RESISTANCE VS. AIR FLOW CLEAN DEVICE



INITIAL PARTICLE REMOVAL EFFICIENCY



Particle Size Range (microns)	Mean Particle Size	Initial Removal Efficiency (%)
.30 - 0.40	0.35	0.0
.40 - 0.55	0.47	0.0
.55 - .70	0.62	1.7
.70 - 1.0	0.84	1.5
1.0 - 1.3	1.14	2.1
1.3 - 1.6	1.44	9.8
1.6 - 2.2	1.88	10.2
2.2 - 3.0	2.57	16.5
3.0 - 4.0	3.46	26.1
4.0 - 5.5	4.69	27.5
5.5 - 7.0	6.2	28.6
7.0 - 10.0	8.37	30.8